

XcelTrax® Standard Walking Brace

PATIENT APPLICATION - LEGACY VERSION



BEFORE USING THIS DEVICE, PLEASE READ THE FOLLOWING INSTRUCTIONS COMPLETELY AND CAREFULLY. CORRECT APPLICATION IS VITAL TO THE PROPER FUNCTIONING OF THE DEVICE.

INTENDED USE/INDICATIONS:

Acute ankle sprains, soft tissue injuries of the lower leg, stress fractures of the lower leg and ankle, stable fractures of the foot and ankle, stable delayed union or non-union fractures of the distal tibia and fibula, and Achilles tendon repairs.

CONTRAINDICATIONS:

Application of this device is recommended only when the fracture is demonstrably stable and there are acceptable limits of angular and rotational deformity. The determination of when to apply the brace rests strictly at the discretion of the treating physician.

WARNINGS AND PRECAUTIONS:

If you experience any pain, swelling, sensation changes, or any unusual reactions while using this product, consult your medical professional immediately.

Like all lower extremity immobilizers, such as casts or braces, patients without sensation (ie: post-op anesthesia, neuropathies, etc.) should be monitored frequently for "hot spots", skin irritation or wound management.

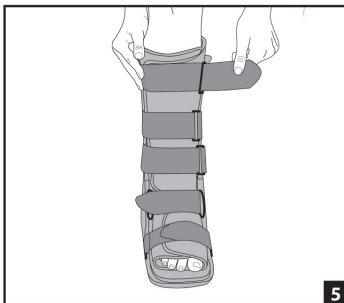
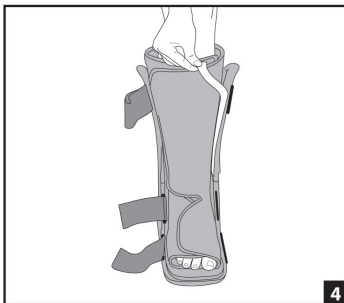
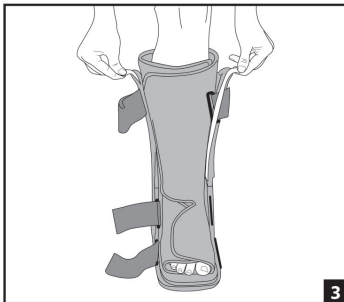
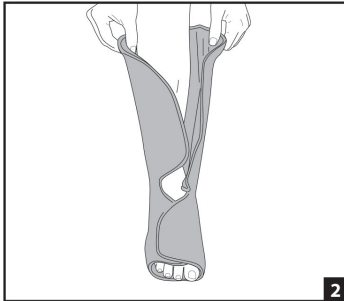
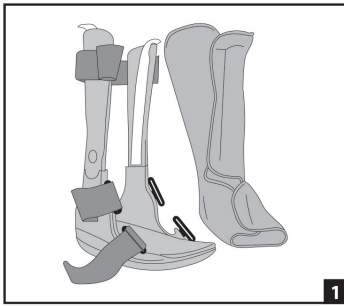
Use caution when walking on slippery or wet surfaces to avoid injury.

Always consult with your physician or therapist before making changes to the brace. This product is to be used under the supervision of a medical professional. This device is not intended for unsupervised public use.

Always inspect before use. Check for broken stitches or parts; torn, cut or frayed material; or buckles, or hook and loop fasteners that do not hold securely. Do not use damaged product. Discontinue use when torn, worn, frayed in any way.

Never alter or repair this product. This product is not intended to be used with any other product except DJO® approved accessories.

NOT MADE WITH NATURAL RUBBER LATEX



Application Information

1. Unfasten straps and remove liner from boot.
2. Place foot in liner with the heel fitting snugly into the back portion of the liner. Fasten and wrap foot flaps then the leg portion of the liner. Liner should be snug from top to bottom but should not constrict.
3. With the colored "pull up" tabs intact, gently spread the side struts and place the foot onto the foot plate heel first, then the forefoot. The ankle should be centered at the struts with the foot and ankle at 90°.
4. Once in the correct alignment, remove the colored "pull up" tabs and gently push the struts towards the liner to ensure the hook and loop on the walking brace is making contact with the liner.
5. Fasten the hook and loop straps beginning at the toe then moving up the limb. Do not over tighten.
6. As swelling patterns change it may be necessary to adjust the straps.

To remove, simply unfasten the straps without removing them completely from the assembled walker. Unfasten the soft good liner and gently bring the foot and ankle forward and out of the walker. To reapply, place the foot and ankle into the liner and reattach the Velcro closures .

NOTE: For added comfort, the extra rectangular shaped pads may be used for extra padding inside the liner, under the straps, between the walking brace shell and the liner, etc.

CLEANING INSTRUCTIONS:

Hand wash liners using mild soap, rinse thoroughly. AIR DRY. Note: If not rinsed thoroughly, residual soap may cause irritation and deteriorate material.

WARRANTY:

DJO, LLC will repair or replace all or part of the unit and its accessories for material or workmanship defects for a period of six months from the date of sale.

COMPONENT	MATERIAL
Frame	Injection molded glass filled Nylon 6, Black
Liner	Polyurethane Foam Laminate: Brush Nylon Outside, Jersey Knit Inside
Outsole	Injection molded TPE, Black
Straps	Nylon Hook & Loop, Black

NOTICE: WHILE EVERY EFFORT HAS BEEN MADE IN STATE-OF-THE-ART TECHNIQUES TO OBTAIN THE MAXIMUM COMPATIBILITY OF FUNCTION, STRENGTH, DURABILITY AND COMFORT, THIS DEVICE IS ONLY ONE ELEMENT IN THE OVERALL TREATMENT PROGRAM ADMINISTERED BY A MEDICAL PROFESSIONAL. THERE IS NO GUARANTEE THAT INJURY WILL BE PREVENTED THROUGH THE USE OF THIS PRODUCT.



DJO, LLC
 T 800.336.6569 D 760.727.1280 F 800.936.6569
 1430 Decision Street | Vista, CA 92081 | U.S.A.
DJOglobal.com